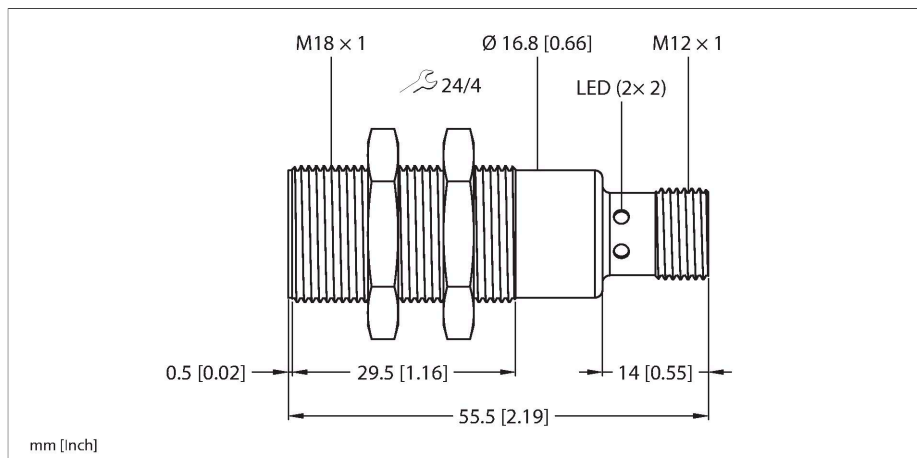


RU150D-M18M-UPN8X2-H1141

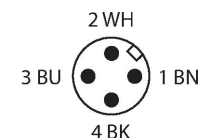
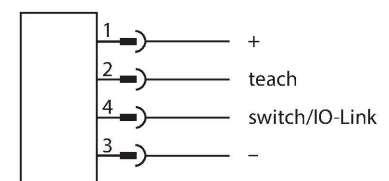
Ultrasonic Sensor – Diffuse Mode Sensor



Features

- Smooth sonic transducer face
- M18 cylindrical design, potted
- Connection via M12 × 1 male connector
- Measuring range adjustable via teach-in
- Temperature compensation
- Blind zone: 15 cm
- Range: 150 cm
- Resolution: 1 mm
- Adjustable switching hysteresis
- Narrow sonic cone
- Switching output, push-pull (PNP/NPN)
- NO/NC programmable
- IO-Link

Wiring diagram



Functional principle

Ultrasonic sensors detect a multitude of objects contactlessly and wear free with ultrasonic waves. It does not matter whether the object is transparent or opaque, metallic or non-metallic, firm, liquid or powdery. Even environmental conditions such as spray, dust or rain hardly affect their function.

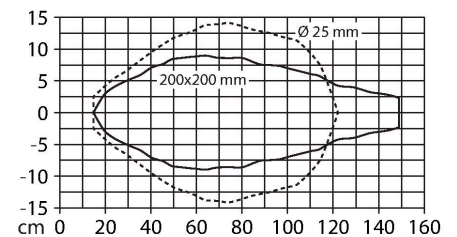
Technical data

Type	RU150D-M18M-UPN8X2-H1141
ID	100039010
Ultrasonic data	
Function	Proximity switch
Range	150...1500 mm
Resolution	1 mm
Minimum switching range	10 mm
Ultrasound frequency	400 kHz
Repeat accuracy	≤ 0.15 % of full scale
Temperature drift	± 1.5 % of full scale
Linearity error	≤ ± 0.5 %
Edge lengths of the nominal actuator	200 mm
Electrical data	
Operating voltage	18...30 VDC
Residual ripple	10 % U _{ss}
DC rated operational current	≤ 150 mA
No-load current	≤ 40 mA
Load resistance	≤ 1000 Ω
Residual current	≤ 0.1 mA
Readiness delay	≤ 300 ms
Communication protocol	IO-Link
Output function	NO/NC, PNP/NPN
Output 1	Switching output or IO-Link mode
Switching frequency	≤ 5 Hz
Hysteresis	≤ 6 mm
Voltage drop at I _o	≤ 2.5 V
Short-circuit protection	yes / Cyclic

Technical data

Reverse polarity protection	yes
Wire breakage protection	yes
Setting option	Remote Teach IO-Link
IO-Link	
IO-Link specification	V 1.1
IO-Link port type	Class A
Communication mode	COM 2 (38.4 kBaud)
Process data width	16 bit
Measured value information	15 bit
Switchpoint information	1 bit
Frame type	2.2
Minimum cycle time	2 ms
Function pin 4	IO-Link
Function Pin 2	DI
Maximum cable length	20 m
Profile support	Smart Sensor Profile
Mechanical data	
Design	Threaded barrel, M18
Radiation direction	straight
Dimensions	Ø 18 x 55.5 mm
Housing material	Metal, CuZn, Nickel Plated
Max. tightening torque of housing nut	20 Nm
Transducer material	Plastic, Epoxyd resin and PU foam
Electrical connection	Connector, M12 × 1, 4-wire
Ambient temperature	-25...+70 °C
Storage temperature	-40...+80 °C
Pressure resistance	0.5...5 bar
Protection class	IP67
Power-on indication	LED, Green
Switching state	LED, Yellow
Object detected	LED, Yellow
Tests/approvals	
MTTF	677 years acc. to SN 29500 (Ed. 99) 40 °C
Declaration of conformity EN ISO/IEC	EN 60947-5-2
Vibration resistance	IEC 60068-2
Approvals	CE cULus

Sonic Cone



Accessories



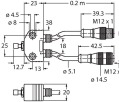
MW-18

6945004



Mounting bracket for threaded barrel sensors; material: Stainless steel A2 1.4301 (AISI 304)

Accessories

Dimension drawing	Type	ID	
	TBEN-S2-4IOL	6814024	Compact multiprotocol I/O module, 4 IO-Link Master 1.1 Class A, 4 universal PNP digital channels 0.5 A
	USB-2-IOL-0002	6825482	IO-Link Master with integrated USB port
	VB2-SP1	A3501-29	Teach adapter