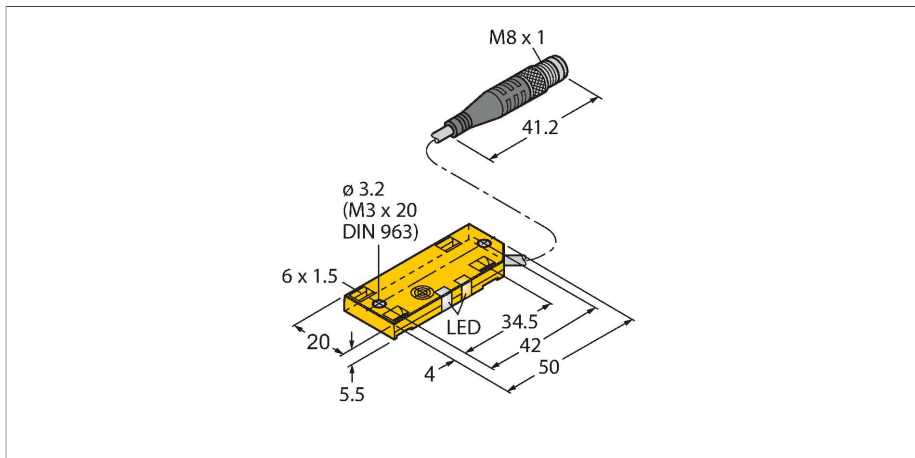


BC5-QF5.5-AN6X2-1.5-PSG3M/S250

Capacitive Sensor



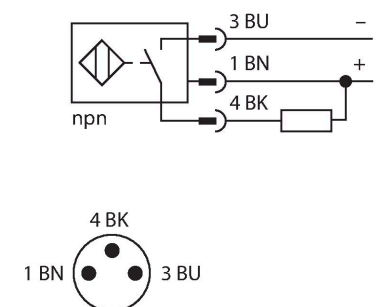
Technical data

Type	BC5-QF5.5-AN6X2-1.5-PSG3M/S250
ID	26201202
Rated switching distance (flush)	5 mm
Rated switching distance (non-flush)	5 mm
Secured operating distance	$\leq (0.72 \times S_n)$ mm
Hysteresis	1...20 %
Temperature drift	Typical 20 %
Repeat accuracy	≤ 2 % of full scale
Ambient temperature	-25...+70 °C
Electrical data	
Operating voltage U_B	30 VDC
Ripple U_{ss}	≤ 10 % U_{Bmax}
DC rated operating current I_o	≤ 200 mA
No-load current	≤ 15 mA
Residual current	≤ 0.1 mA
Switching frequency	0.1 kHz
Oscillation frequency	According to EN 60947-5-2, 8.2.6.2 Table 9: 0.1...2.0 MHz
Isolation test voltage	0.5 kV
Output function	3-wire, NO contact, NPN
Short-circuit protection	yes/Cyclic
Voltage drop at I_o	≤ 1.8 V
Wire break/reverse polarity protection	yes/Complete
Tests/approvals	
Mechanical data	
Design	Rectangular, QF5,5
Dimensions	54 x 20.3 x 5.5 mm

Features

- Rectangular, height 5.5 mm
- Large active face, marked for correct installation
- Plastic, PP
- Fixed settings
- DC 3-wire, 10...30 VDC
- NO contact, NPN output
- M8 x 1 connector

Wiring diagram

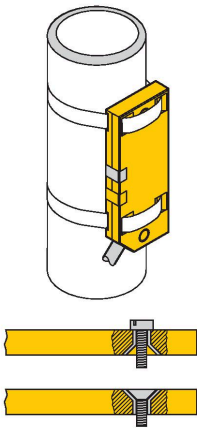


Functional principle

Capacitive proximity switches are designed for non-contact and wear-free detection of electrically conductive as well as non-conductive metal objects.

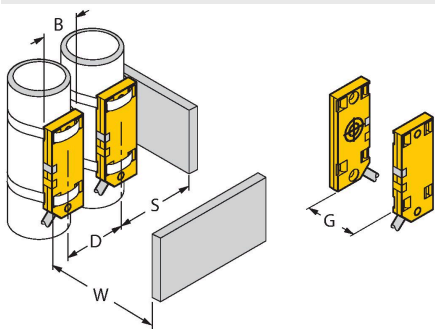
Technical data

Housing material	Plastic, PP
Active area material	PP
Electrical connection	Cable with connector, M8 × 1
Cable quality	Ø 3 mm, LiYY-11Y, PUR, 1.5 m
Core cross-section	3 x 0.14 mm ²
Vibration resistance	55 Hz (1 mm)
Shock resistance	30 g (11 ms)
Protection class	IP67
MTTF	1080 years acc. to SN 29500 (Ed. 99) 40 °C
Power-on indication	LED, Green
Switching state	LED, Yellow



Mounting instructions

Product features



Distance D	40 mm
Distance W	30 mm
Distance S	30 mm
Distance G	60 mm
Diameter active area B	Ø 20 mm

The given minimum distances have been checked against the standard switching distance.
Should the sensitivity of the sensors be changed via potentiometer, the data sheet specifications no longer apply.