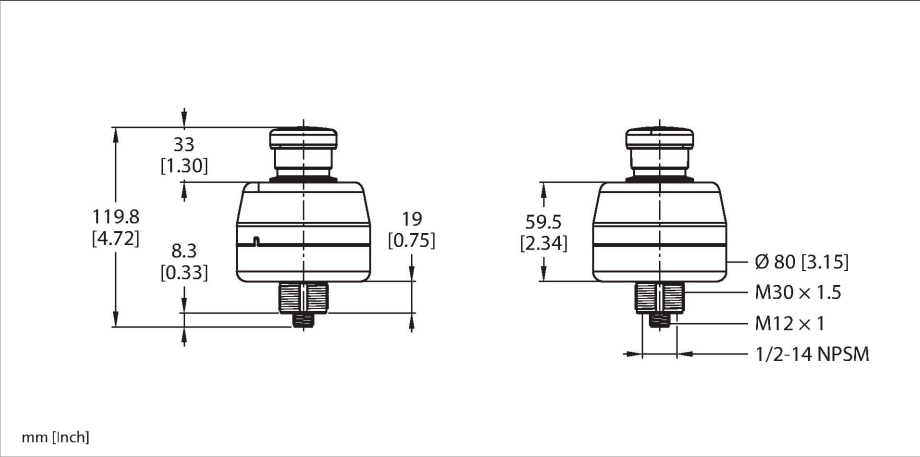


SSA-EB1PLGR-0DECQ8

Safety Technology – E-stop Button

Illuminated



Technical data

Type	SSA-EB1PLGR-0DECQ8
ID	3808878
Function	E-stop button, lit
Light type	Green Red, flashing
Communication protocol	ISD
Output function	2 x NC (normally closed), Potential-free
Design	Cylinder, threaded
Dimensions	Ø 80 x 119.8 mm
Housing material	Plastic, PC
Cascadable	Yes
Electrical connection	Connector, M12 × 1
Ambient temperature	-25...+55 °C
Relative humidity	45...85 %
Protection class	IP65
Tests/approvals	
Vibration resistance	10 to 500 Hz, 0.35 mm amplitude, 50 g acceleration
Shock resistance	15 g (11 ms)
Approvals	CE, cULus

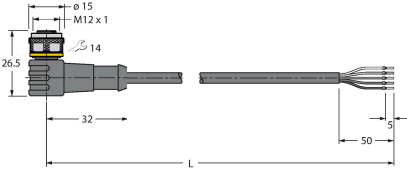
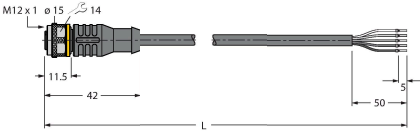
Features

- Protection class IP65
- Non-actuated lighting: green steady
- Actuated lighting: red flashing
- 2 safety outputs (NC, potential-free)
- M12 × 1 male, 5-pin

Functional principle

These electromechanical E-stop switches combine the functions of conventional switches with those of the EZ-LIGHTs. The color changes with the switching state. Local quitting of faults is possible at any time and a latch protects against unwanted quitting. The device is available as round or rectangular version. Both types are IP65 rated. Conventional types without light are also available as well as types for connection to the safety bus from Siemens or AB/ROCKWELL.

Accessories

Dimension drawing	Type	ID	
	WKC4.5T-2/TEL	6625028	Connection cable, female M12, angled, 5-pin, cable length: 2 m, sheath material: PVC, black; cULus approval; other cable lengths and qualities available, see www.turck.com
	RKC4.5T-2/TEL	6625016	Connection cable, female M12, straight, 5-pin, cable length: 2 m, sheath material: PVC, black; cULus approval; other cable lengths and qualities available, see www.turck.com